


Newton Balanced Bridge Fund

Fourth quarter 2008



Fund information

Aim

To achieve income and capital growth over the long term through a portfolio that is predominantly invested in equities, across a wide range of industries and countries. The equity element is balanced by cash, bonds and exposure to alternative assets, such as hedge funds, to reduce the overall volatility of the portfolio. The fund is managed in line with the Newton Private Investment Management Income and Growth Model.

Fund facts

Fund structure	Unit Trust
Base currency	GBP
Benchmark	WM PCI Balanced
Fund launch date	23 December 1998
Fund domicile	UK
Pay dates	Two business days before 31 Mar, 30 Sept
ISIN	GB0004833660
SEDOL	0483366



Fund data

Fund size (millions)	GBP 175
Volatility	14.5
Dividend yield	3.9%
Sharpe ratio	-0.4
Information ratio	0.1

Fees and charges

Annual management charge	0.8%
Total expense ratio	0.84%

All figures correct as at 31 December 2008

Risk and performance statistics sourced from Newton using 36 months of data to 31 December 2008

Focus on the latest quarter

Performance over three months

Newton Balanced Bridge -8.2%					
WM PCI Balanced	-4.6%	ARC £ Steady Growth (est)	-5.2%	IMA Balanced Managed	-6.2%
FTSE All Share	-10.2%	FTSE W World (ex UK)	-2.7%	FTA Govt All Stocks	10.2%

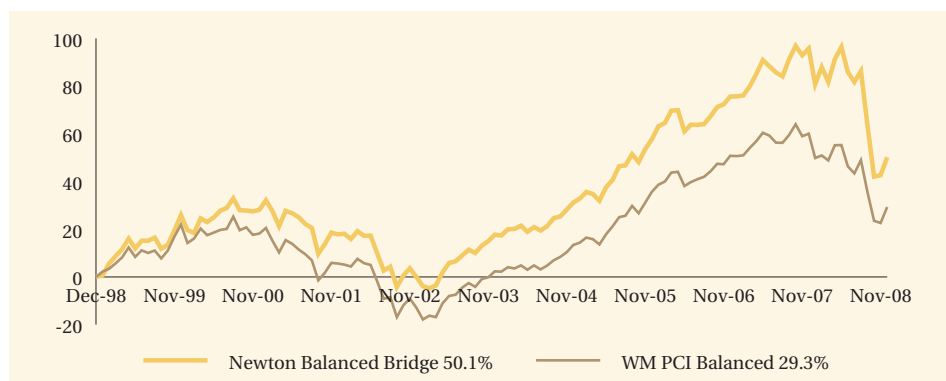
Significant transactions

Aquisitions	Disposals
Treasury 2.5% Index-Linked 16/08/2013	Deutsche Boerse AG
XTO Energy Inc	Devon Energy Corp
L3 Communications Inc	Diageo PLC
Nestle SA	E.ON AG
John Lewis PLC 6.375% Bds 30/01/2012	ConocoPhillips

Note: Portfolio holdings are subject to change at any time without notice and should not be construed as investment recommendations.

Long-term performance

Performance since launch



	1999	2000	2001	2002	2003	2004	2005	2006	2007	2008
Newton Balanced Bridge	25.1	1.8	-8.1	-15.1	17.7	11.5	20.2	11.4	11.5	-23.3
WM PCI Balanced	19.3	-3.1	-10.6	-17.5	17.5	10.8	19.6	11.1	6.1	-19.2

Discrete past performance - percentage change

From	31/12/03	31/12/04	31/12/05	31/12/06	31/12/07
To	31/12/04	31/12/05	31/12/06	31/12/07	31/12/08
Newton Balanced Bridge	11.5%	20.2%	11.4%	11.5%	-23.3%

Performance sourced from: Lipper, WM, ARC & Datastream, as at 31 December 2008. Calculation basis: Sterling, total return, bid to bid, without initial charges, net income reinvested, net of management fees.

Risk factors

This is a financial promotion and is not intended as investment advice. Past performance is not a guide to future returns. The value of investments and the income from them can fall as well as rise and investors may not get back the original amount invested. The value of overseas securities will be influenced by fluctuations in exchange rates. If the portfolio invests in sub-investment grade bonds that typically have a low credit rating these carry a high degree of default risk, which can affect the capital value of your investment. If the portfolio has exposure to hedge funds, gold, private equity and property via publicly quoted transferable securities, there are additional risks associated with these sectors.

Newton's themes

Newton is a global thematic stock picking company. Our style is team oriented and relies on effective communication between all of our investment personnel. Two of our themes are listed below, along with examples of individual holdings.

Earth Matters

Factors

Environmental issues have moved to centre stage in the minds of the public and policy makers. Current growth trends in the developing world suggest significant additional stress on resources and the environment.

Investments

Acciona, Bayer, Fortum, K&S, Makhteshim-Agan

All Change

Factors

The previously benign period of stable growth, low inflation, and easy credit, which allowed private sector debt and financial leverage to grow to unsustainable levels (as described in a previous theme, "Becalmed") has come to an end. When assessing investments we assume that access to credit will remain difficult, which favours companies with limited financing requirements and argues against exposure to highly-indebted customers.

Investments

Centrica, Cobham, GlaxoSmithKline, Microsoft, Reynolds American, Short dated corporate bonds, Wyeth

Newton

Private investment management:
Telephone: 0800 917 6594
Email: privateclients@newton.co.uk
www.newton.co.uk/pim

London

160 Queen Victoria Street, London
EC4V 4LA

Edinburgh

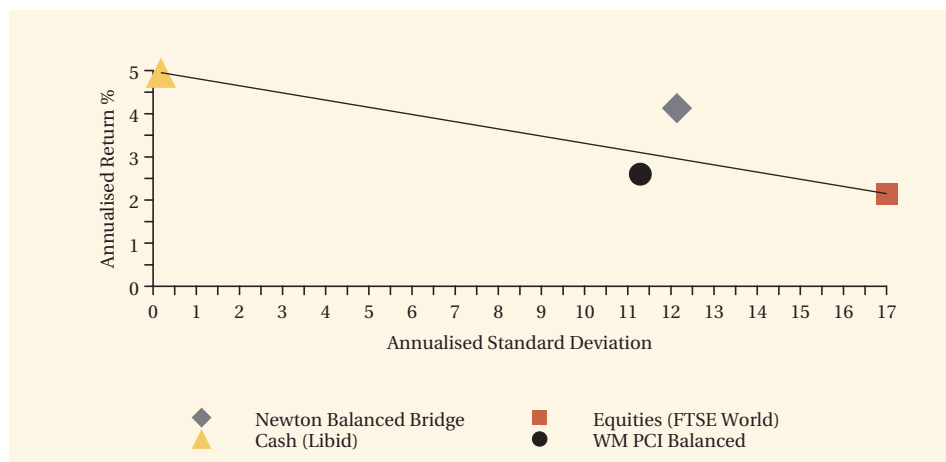
2 Festival Square, Edinburgh EH3 9SU

Leeds

1 Whitehall Riverside, Leeds LS1 4BN

Long-term performance - risk and reward

Fund return and volatility since launch

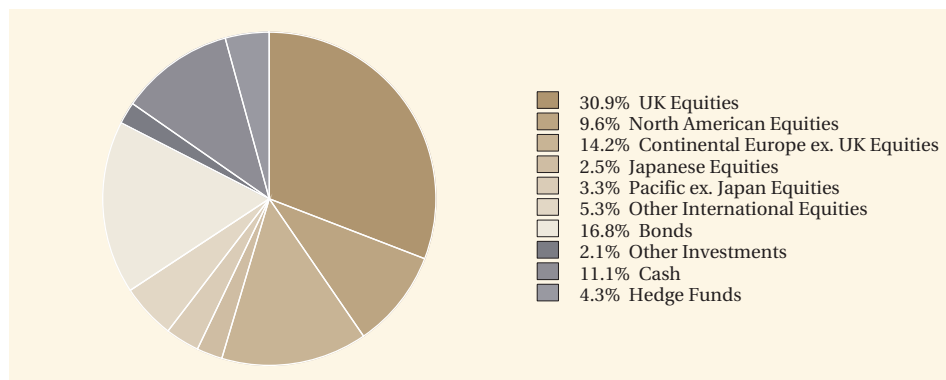


This chart shows both return and volatility. The Newton Balanced Bridge Fund has given a higher return than world equities and the WM PCI Balanced Indicator but with greater volatility than that of the WM PCI Balanced Indicator. The launch date of the fund was 23 December 1998.

Performance sourced from: Lipper, WM & Datastream, as at 31 December 2008. Calculation basis: Sterling, total return, bid to bid, without initial charges, net income reinvested, net of management fees.

Fund analysis

Breakdown as % of total market value



Source: Newton as at 31 December 2008.