


Newton Balanced Bridge Fund

Second quarter 2009



Fund information

Aim

To achieve income and capital growth over the long term through a portfolio that is predominantly invested in equities, across a wide range of industries and countries. The equity element is balanced by cash, bonds and exposure to alternative assets, such as hedge funds, to reduce the overall volatility of the portfolio.

The fund is managed in line with the Newton Private Investment Management Income and Growth Model. The central asset allocation for the model is 60% invested in global equities and 40% invested in other asset classes which may include bonds, cash, hedge funds, structured products and property.

Fund facts

Fund structure	Unit Trust
Base currency	GBP
Benchmark	WM PCI Balanced
Fund launch date	23 December 1998
Fund domicile	UK
Pay dates	Two business days before 31 Mar, 30 Sept
ISIN	GB0004833660
SEDOL	0483366



Fund data

Fund size (millions)	GBP 195
Volatility	14.6
Dividend yield	4.0%
Sharpe ratio	-0.5
Information ratio	0.0

Fees and charges

Annual management charge	0.8%
Total expense ratio	0.84%

All figures correct as at 30 June 2009

Risk and performance statistics sourced from Newton using 36 months of data (where applicable) to 30 June 2009

Focus on the latest quarter

Performance over three months

Newton Balanced Bridge	5.3%				
WM PCI Balanced	7.1%	ARC £ Steady Growth (est)	5.8%	Central Asset Alloc.	6.4%
FTSE All Share	10.9%	FTSE W World (ex UK)	5.9%	FTA Govt All Stocks	-1.3%

Significant transactions

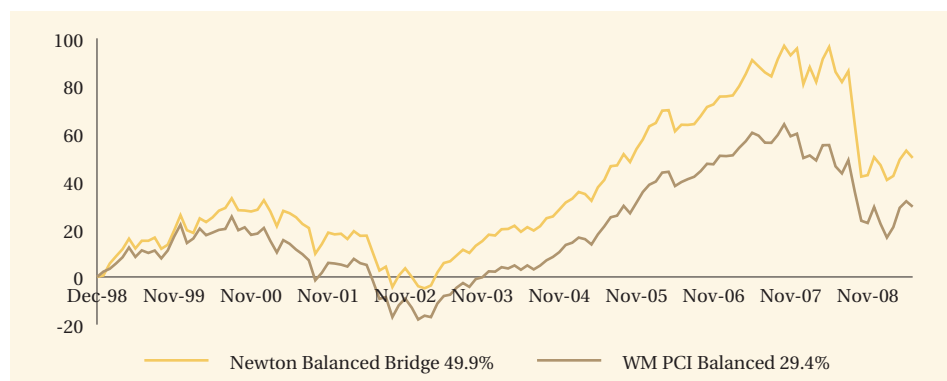
Acquisitions
Norway (Kingdom of) 4.25% Bds 19/05/17
Total S.A.
AT&T Inc-5.875% Bds 28/4/17
Newcrest Mining Ltd
Amlin PLC

Disposals
StatoilHydro ASA
Dana Petroleum PLC
Wyeth
Deutsche Telekom Intl Fin. 6.25% 9/12/10
Smiths Group PLC

Note: Portfolio holdings are subject to change at any time without notice and should not be construed as investment recommendations.

Long-term performance

Performance since launch



	2000	2001	2002	2003	2004	2005	2006	2007	2008	YTD 2009
Newton Balanced Bridge	1.8	-8.1	-15.1	17.7	11.5	20.2	11.4	11.5	-23.3	-0.2
WM PCI Balanced	-3.1	-10.6	-17.5	17.5	10.8	19.6	11.1	6.1	-19.2	0.1

Discrete past performance - percentage change

From	30/06/04	30/06/05	30/06/06	30/06/07	30/06/08
To	30/06/05	30/06/06	30/06/07	30/06/08	30/06/09
Newton Balanced Bridge	16.4%	16.5%	14.9%	-1.2%	-19.4%

All performance sourced from: Lipper, WM, ARC & Datastream, as at 30 June 2009. Calculation basis: Sterling, total return, bid to bid, without initial charges, net income reinvested, net of management fees.

Risk factors

This is a financial promotion and is not intended as investment advice. Past performance is not a guide to future returns. The value of investments and the income from them can fall as well as rise and investors may not get back the original amount invested. The value of overseas securities will be influenced by fluctuations in exchange rates. If the portfolio invests in sub-investment grade bonds that typically have a low credit rating these carry a high degree of default risk, which can affect the capital value of your investment. If the portfolio has exposure to hedge funds, gold, private equity and property via publicly quoted transferable securities, there are additional risks associated with these sectors.

NEWTON
The Power of Ideas

Newton's themes

Newton is a global thematic stock picking company. Our style is team oriented and relies on effective communication between all of our investment personnel. Two of our themes are listed below, along with examples of individual holdings.

All Change

Factors

The previously benign period of stable growth, low inflation, and easy credit, which allowed private sector debt and financial leverage to grow to unsustainable levels (as described in a previous theme, "Becalmed") has come to an end. When assessing investments we assume that access to credit will remain difficult, which favours companies with limited financing requirements and argues against exposure to highly-indebted customers.

Investments

Barrick Gold, Centrica, Cobham, Microsoft, Nestle, Novartis, Short dated corporate bonds

Networked World

Factors

Communications networks have already transformed our lives, but there is great scope for further expansion. Rapid increases in bandwidth continue to increase networks' potential, and this is driving productivity gains. The explosive growth of mobile internet, combined with innovations in sensor technology, will generate profound changes in many industries.

Investments

Deutsche Telekom, Millicom, Tele Norte Leste, Verisign, Vodafone

Newton

Enquiries
Telephone: 0800 917 6594
www.newton.co.uk

London

160 Queen Victoria Street, London
EC4V 4LA

Edinburgh

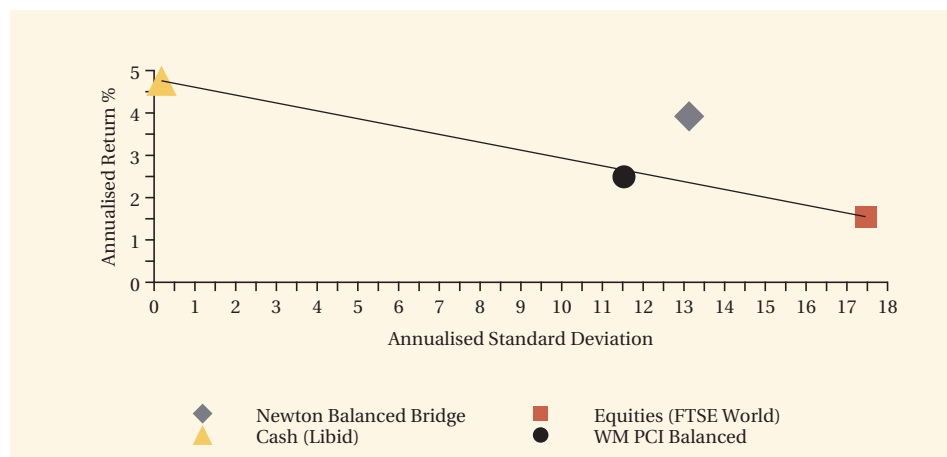
2 Festival Square, Edinburgh EH3 9SU

Leeds

1 Whitehall Riverside, Leeds LS1 4BN

Long-term performance - risk and reward

Fund return and volatility since launch

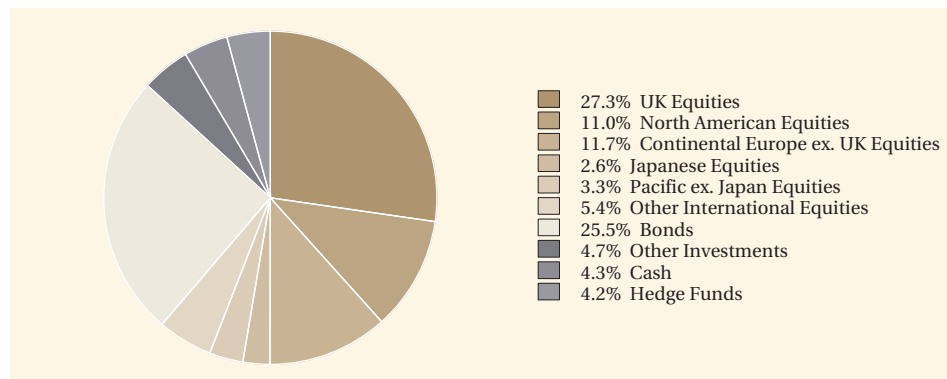


This chart shows both return and volatility. The Newton Balanced Bridge Fund has given a higher return than world equities and the WM PCI Balanced Indicator with greater volatility than that of the WM PCI Balanced Indicator. The launch date of the fund was 23 December 1998.

Performance sourced from: Lipper, WM & Datastream, as at 30 June 2009. Calculation basis: Sterling, total return, bid to bid, without initial charges, net income reinvested, net of management fees.

Fund analysis

Breakdown as % of total market value



Source: Newton as at 30 June 2009.